

### Quarterly apartment square meter prices

Q1 17	1 Beds	2 Beds	3 Beds	Average	Total	Increase from Q4
Average m2	\$9,108	\$8,871	\$8,473	\$8,817		-6.95%
Median m2	\$8,703	\$8,678	\$8,410	\$8,597		1.25%
Average %	53%	48%	35%	45%		-6.12%
Median %	44%	46%	36%	42%		-4.73%
Average Price	\$552,850	\$857,121	\$1,156,875	\$855,615		5.12%
Median Price	\$516,250	\$841,500	\$1,040,000	\$799,250		1.77%
Number sold	10	28	12	17	50	

Q4 16	1 Beds	2 Beds	3 Beds	Average	Total	Increase from Q3
Average m2	\$10,359	\$9,855	\$8,213	\$9,476		-5.70%
Median m2	\$9,878	\$8,606	\$6,988	\$8,491		-14.60%
Average %	47%	54%	42%	48%		-2.00%
Median %	40%	53%	40%	44%		-14.50%
Average Price	\$584,324	\$810,847	\$1,046,667	\$813,946		-1.50%
Median Price	\$585,000	\$751,000	\$1,020,000	\$785,333		-10.00%
Number sold	17	32	10	20	59 303 total	

Q3 16	1 Beds	2 Beds	3 Beds	Average	Total	Increase from Q2
Average m2	\$11,158	\$8,895	\$10,097	\$10,050		8.20%
Median m2	\$10,803	\$8,750	\$10,264	\$9,939		13.00%
Average %	47%	50%	49%	49%		5.90%
Median %	50%	51%	54%	52%		14.00%
Average Price	\$570,060	\$736,262	\$1,172,272	\$826,198		-1.20%
Median Price	\$591,000	\$712,000	\$1,315,000	\$872,667		21.00%
Number sold	26	45	16	29	87	

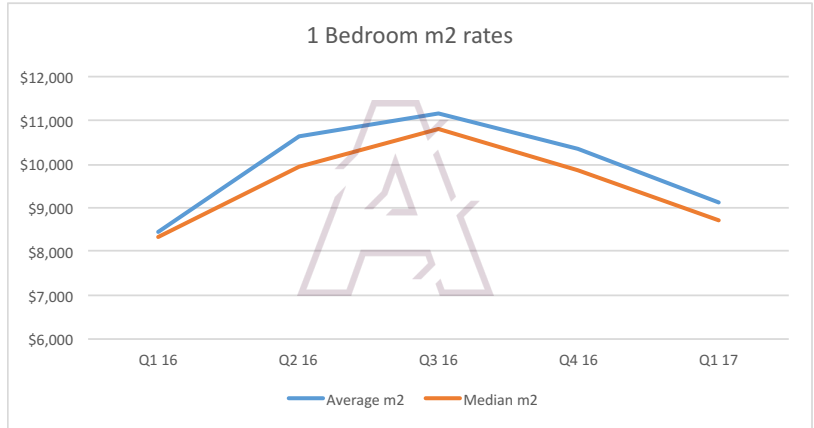
Q2 16	1 Beds	2 Beds	3 Beds	Average	Total	Increase from Q1
Average m2	\$10,626	\$9,365	\$7,879	\$9,290		17%
Median m2	\$9,943	\$9,054	\$7,379	\$8,792		14%
Average %	53%	44%	41%	46%		11%
Median %	48%	46%	41%	45%		11%
Average Price	\$554,750	\$821,729	\$1,133,029	\$836,503		12%
Median Price	\$513,750	\$707,500	\$942,500	\$721,250		4%
Number sold	14	48	17	26	79	

Q1 16	1 Beds	2 Beds	3 Beds	Average	Total
Average m2	\$8,449	\$7,921	\$7,417	\$7,929	
Median m2	\$8,333	\$7,332	\$7,387	\$7,684	
Average %	57%	38%	29%	41%	
Median %	59%	35%	28%	41%	
Average Price	\$490,000	\$723,655	\$1,024,614	\$746,090	
Median Price	\$450,000	\$695,500	\$942,500	\$696,000	
Number sold	19	37	22	26	78

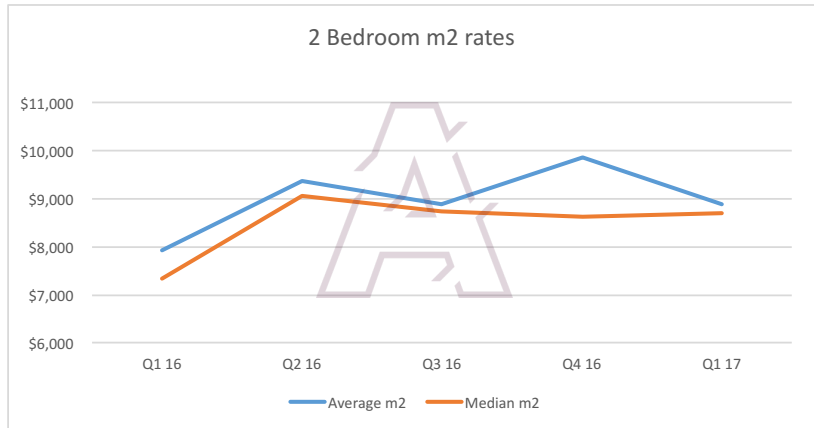
Western fringe suburbs of: Eden Terrace, Freemans Bay, Grafton, Grey Lynn, Herne Bay, Kingsland, Newton, Ponsonby, St Marys Bay, Western Springs, Westmere.

\*\*\* m2 includes car park's, balcony and internal floor area.

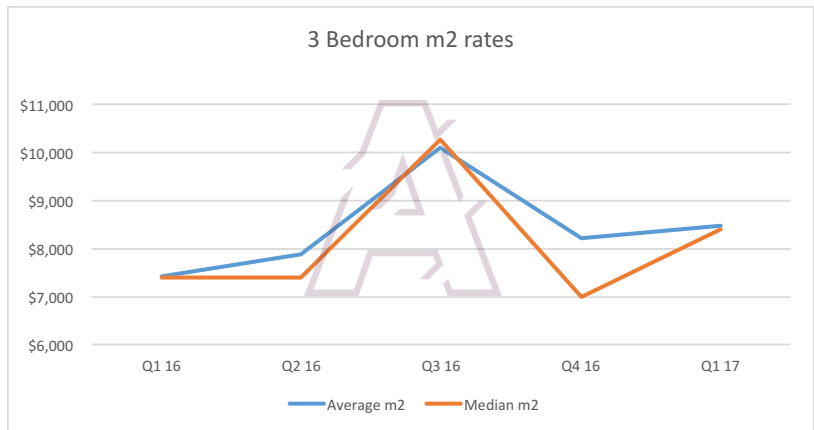
1 Beds	Q1 16	Q2 16	Q3 16	Q4 16	Q1 17
Average m2	\$8,449	\$10,626	\$11,158	\$10,359	\$9,108
Median m2	\$8,333	\$9,943	\$10,803	\$9,878	\$8,703



2 Beds	Q1 16	Q2 16	Q3 16	Q4 16	Q1 17
Average m2	\$7,921	\$9,365	\$8,895	\$9,855	\$8,871
Median m2	\$7,332	\$9,054	\$8,750	\$8,606	\$8,678



3 Beds	Q1 16	Q2 16	Q3 16	Q4 16	Q1 17
Average m2	\$7,417	\$7,879	\$10,097	\$8,213	\$8,473
Median m2	\$7,387	\$7,379	\$10,264	\$6,988	\$8,410



All	Q1 16	Q2 16	Q3 16	Q4 16	Q1 17
Average m2	\$7,929	\$9,290	\$10,050	\$9,476	\$8,817
Median m2	\$7,684	\$8,792	\$9,939	\$8,491	\$8,597

